

Summary

Order Reference: s.dodds@flude.com | Report as of: 09-26-2022 | using Currency as USD

DEMENTIA SUPPORT

Tradestyle(s): -

ACTIVE SINGLE LOCATION

Address: Sage House, 110-130 City Fields Business  
Park City Fields Way, Tangmere,  
CHICHESTER, PO20 2FP, United Kingdom

Phone: 01243 888691

D-U-N-S: 22-014-0831

Registration Number: 09044373

In Portfolio: No

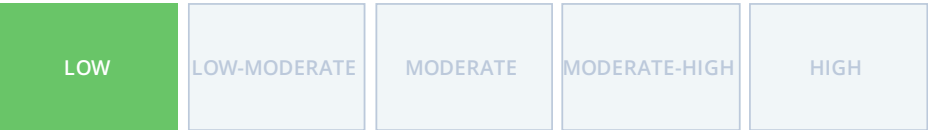
<p>Risk of Bad Debt Write-off</p> <p>100</p> <p>(No change since last month)</p>	<p>Cash Flow Risk</p> <p>100</p> <p>(No change since last month)</p>	<p>Age of Business</p> <p>8 years</p> <p>2014 Year Started</p>	<p>Employees</p> <p>27</p> <p>27 (here)</p>
--	--	--	---

Company Profile

<p>D-U-N-S</p> <p>22-014-0831</p> <p>Legal Form</p> <p>Private Company Limited by Guarantee</p> <p>Date of Registration</p> <p>05-16-2014</p>	<p>Telephone</p> <p>01243 888691</p> <p>Website</p> <p>www.dementia-support.org...</p> <p>Email</p> <p>info@dementia-support.org.uk</p>	<p>Annual Sales</p> <p>US\$ 997,489 (In SingleUnits)</p> <p>Employees</p> <p>27</p> <p>Age (Year Started)</p> <p>8 years (2014)</p>
---	---	---

Risk Assessment

Overall Business Risk



Maximum Credit Recommendation

US\$ 82,230

Dun & Bradstreet Thinks...

- Overall assessment of this organization over the next 12 months: **VERY STABLE CONDITION**
- Based on the predicted risk of failure: **STRONG LIKELIHOOD OF CONTINUED OPERATIONS**
- Based on the predicted risk of severely delinquent payments: **VERY LOW POTENTIAL FOR SEVERELY DELINQUENT PAYMENTS**

The recommended limit is based on a low risk of business failure.

#### Risk of Bad Debt Write-off (also known as the Failure Score)

100


Low Risk (100)

High Risk (1)

Company's risk level is: **LOW**

Based on the D&B Failure Score, the probability of failure for this company in the next 12 months is **0.02 %**, which makes it a **Low** risk for you to incur a write-off.

#### Past 12 Months



#### Cash Flow Risk (also known as the Delinquency Score)

100


Low Risk (100)

High Risk (1)

Company's risk level is: **LOW**

Based on the D&B Delinquency Score reporting a payment behavior of **CONSISTENT, TIMELY PAYMENTS**, this company is predicted to have a **Low** risk of a negative impact to your cash flow.

#### Past 12 Months



#### Payment Behavior

79

Low Risk (100)

High Risk (0)


Company's risk level is: **LOW**

Days Beyond Terms : 1

Based on a D&B PAYDEX® of **79**

According to the D&B PAYDEX® Score, this company paid its vendors on 1 days beyond credit terms.

#### Past 24 Months



#### D&B Rating

##### Current Rating as of 09-05-2022

##### Financial Strength

**2A** : £ 1,500,000 to £ 6,999,999 in Tangible Net Worth or Equity

##### Risk Indicator

**1** : Minimum Risk

This Company's Current Tangible Net Worth:

**£ 1,522,687**

##### Previous Rating

##### Financial Strength

**1A** : £ 700,000 to £ 1,499,999 in Tangible Net Worth or Equity

##### Risk Indicator

**1** : Minimum Risk

The scores and ratings included in this report are designed as a tool to assist the user in making their own credit related decisions, and should be used as part of a balanced and complete assessment relying on the knowledge and expertise of the reader, and where appropriate on other information sources. The score and rating models are developed using statistical

analysis in order to generate a prediction of future events. Dun & Bradstreet monitors the performance of thousands of businesses in order to identify characteristics common to specific business events. These characteristics are weighted by significance to form rules within its models that identify other businesses with similar characteristics in order to provide a score or rating.

Dun & Bradstreet's scores and ratings are not a statement of what will happen, but an indication of what is more likely to happen based on previous experience. Though Dun & Bradstreet uses extensive procedures to maintain the quality of its information, Dun & Bradstreet cannot guarantee that it is accurate, complete or timely, and this may affect the included scores and ratings. Your use of this report is subject to applicable law, and to the terms of your agreement with Dun & Bradstreet.

Legal Events

Events	Occurrences	Last Filed
Insolvency	No	-
Court Judgements	0	-
Mortgages and Charges	0	-
Public Filings	No	-

Trade Payments

Highest Past Due

US\$ 0

Highest Now Owing  
US\$ 216

Total Trade Experiences  
8

Largest High Credit  
US\$ 325

Ownership

This company is a **Single Location**

People

Current Principals

13

New Appointments

1

Resignations

1

Closures

43

Executive Leadership

Miranda Litchfield, *Director*

Mary Matthews, *Director*






Richard Broadribb, *Director*

Catherine Bogoje, *Director*

Philippa Nesbit, *Director*

## Financial Overview

Source: D&B

Balance sheet Fiscal (individual) 03-31-2021	Amount (In Single Units)	Last 5 Years
Tangible Net Worth:	US\$ 1,647,502	
Current Assets:	US\$ 901,798	
Total Fixed Assets:	US\$ 816,103	
Total Current Liabilities:	US\$ 70,399	
Net Current Assets (Liabilities):	US\$ 831,399	

Profit & Loss Fiscal (individual) 03-31-2021	Amount (In Single Units)	Last 5 Years
Sales / Turnover:	US\$ 997,489	
Gross Profit / (Loss):	US\$ 997,489	
Profit / (Loss) Before Taxes:	US\$ 31,483	
Net Profit / (Loss):	US\$ 31,483	

Key Business Ratios	Ratio for the Business
Current Ratio:	12.80
Acid Test:	12.80
Current Liabilities / Net Worth (%):	4.30
Sales / Net Working Capital:	1.20
Return on Capital (%):	1.90

## Country/Regional Insight

### United Kingdom



### Risk Category



Input prices, at a 40-year high, are exerting significant pressure on costs for businesses, while double-digit inflation intensifies recession fears; our risk rating has moved from DB3a to DB3b.

# Risk Assessment

D&B Guidance

Overall Business Risk

LOW

LOW-MODERATE

MODERATE

MODERATE-HIGH

HIGH

Maximum Credit Recommendation

US\$ 82,230

The recommended limit is based on a low risk of business failure.

Dun & Bradstreet Thinks...

- Overall assessment of this organization over the next 12 months: **VERY STABLE CONDITION**
- Based on the predicted risk of failure: **STRONG LIKELIHOOD OF CONTINUED OPERATIONS**
- Based on the predicted risk of severely delinquent payments: **VERY LOW POTENTIAL FOR SEVERELY DELINQUENT PAYMENTS**

Risk Of Bad Debt Write-Off (Also Known As The Failure Score)

100

Low Risk (100)

High Risk (1)

Based on a D&B Failure Score of 100

- The cash ratio (calculated from the accounts made up to 03-31-2021) is strong.
- There are no mortgages or debentures associated with this business
- The total liabilities to net worth ratio (calculated from the accounts made up to 03-31-2021) is strong.
- There have been no insolvency events associated to this business
- Slow payments have not been reported over the last year
- Only a small percentage of or no Trade Experiences have been paid late in the last month.

Level of Risk	Raw Score	Probability of Failure	Industry Average
Low	1626	0.02%	0.65%

Business and Industry Trends

100

90

80

70

60

50

40

30

20

10

0

OCT 2021

NOV 2021

DEC 2021

JAN 2022

FEB 2022

MAR 2022

APR 2022

MAY 2022

JUN 2022

JUL 2022

AUG 2022

CURRENT 2022

Failure Score



Industry Median ...



### Cash Flow Risk (Also Known As The Delinquency Score)

100

Low Risk (100)

High Risk (1)

Based on a D&amp;B Delinquency Score of 100

- The average percentage of 30+ days overdue amount in the last 12 months is very low
- There is either negligible or no County Court Judgment amount present on this business
- No insolvency events have been associated to this business in the last 12 months
- The highest percentage of accounts with 30+ days overdue in last 3 months is very low
- This business does not have any mortgage debentures
- The retained earnings to total assets ratio is very strong

Level of Risk

Low

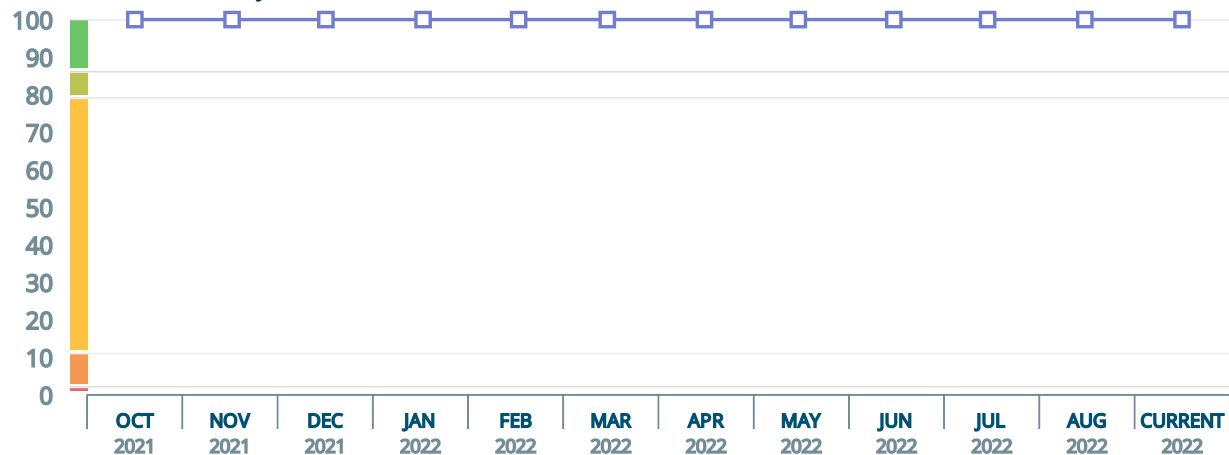
Raw Score

587

Probability of Delinquency

1.32%

#### Business and Industry Trends



Delinquency Score



### Payment Behavior

Based on 24 months of data

1

Low Risk

High Risk

Based on a D&amp;B PAYDEX® of 79

Risk of Slow Pay

Low

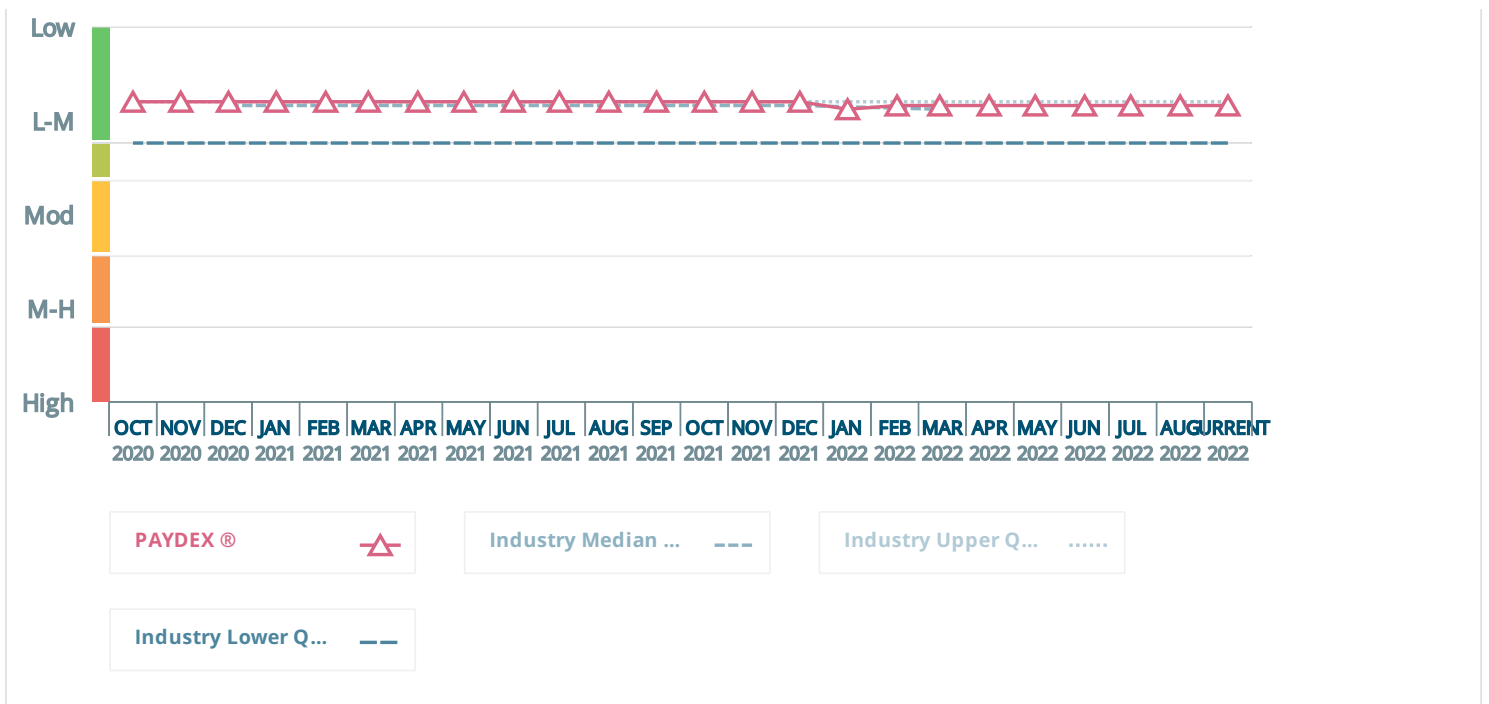
Payment Behavior

Days Beyond Terms: 1

#### Business and Industry Trends

8049 - Offices of health practitioners

Businesses in the same industry - 16067



## D&B Rating

Current Rating as of 09-05-2022

### Financial Strength

**2A** : £ 1,500,000 to £ 6,999,999 in Tangible Net Worth or Equity

This Company's Current Tangible Net Worth:  
**£ 1,522,687**

### Risk Indicator

**1** : Minimum Risk

Previous Rating

### Financial Strength

**1A** : £ 700,000 to £ 1,499,999 in Tangible Net Worth or Equity

### Risk Indicator

**1** : Minimum Risk


## COVID Index

### Covid Index Summary

The COVID-19 pandemic has impacted performance in every country and resulted in government-imposed restrictions and changes in consumer behavior in an attempt to control the spread and protect human life. D&B has added the COVID Index analytics to take in the data sources related to those disruptions including health and employment data worldwide to provide you with actionable insights. These indices provide a more expanded look at the operational capacity based on this broader, non-financial viewpoint of the market. Even though this is a non-predictive summary, it provides the best understanding of the disruption faced by this business across multiple dimensions - location, including corporate relationships, Industry, underlying finance strength and across the network of business partners.


Companies with a lower disruption to their operations are showing more promise of a rapid recovery while those with a higher rate of disruption in one or more areas may experience prolonged challenges as a result of the disruption.

## Overall COVID Index




This index represents a percentile rank of all businesses within the country. It is an assessment of the expected overall impact of the Covid-19 virus, based upon the Company Index and the combined Companies' Index of this business' supplier and customer trade network.

## Company COVID Index



This index represents a percentile rank of all businesses within the country. It is an assessment of the expected overall impact of the Covid-19 virus, based upon the Location Index, Industry Index and Financial Health Index.

## Location Index



This index represents a percentile rank of all businesses within the country. It ranks the disruption to the operating location of this company, including its family members, on key measures including:

- Tier Alert Level at District Level
- Number of confirmed cases by Regions
- Weekly changes of confirmed cases by Regions/Districts

## Industry Index




This index represents a percentile rank of all businesses within the country. It ranks the economic disruption of an industry sector based upon the following factors:

- GDP Forecast
- Changes in Employment
- Access to Goods & Materials

- Business Financial Performance
- Access to Finance & Trading Activity

### Financial Health Index



This index represents a percentile rank of all businesses within the country. It ranks this business financial strength based upon the following factors:

- Prediction of late payment habits
- Prediction of insolvency & liquidation risk

### Trade Payments

#### Trade Payments Summary (Based on 24 months of data)

Overall Payment Behavior

1

Days Beyond Terms

Highest Now Owing:  
£ 200

% of Trade Within Terms

88%

Total Trade Experiences:  
8

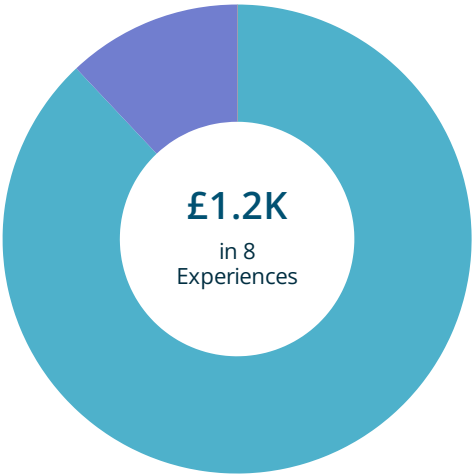
Largest High Credit:  
£ 300

Average High Credit:  
£ 150

Highest Past Due

£ 0

## Trade Credit Analysis



- Within Terms
- 1 - 30 Days Beyond Terms
- 31 - 60 Days Beyond Terms
- 61 - 90 Days Beyond Terms
- 91+ Days Beyond Terms

12% of the Total Value reported as Overdue

This company has an average days beyond terms of 1 and payment score of 79

## Trade Payments By Credit Extended (Based on 12 months of data)

Range of Credit Extended (£)	Number of Payment Experiences	Total Value	% Within Terms	1 - 30 Days	31 - 60 Days	61 - 90 Days	91 + Days
100,000 & over	-	-	-	-	-	-	-
50,000 - 99,999	-	-	-	-	-	-	-
15,000 - 49,999	-	-	-	-	-	-	-
5,000 - 14,999	-	-	-	-	-	-	-
1,000 - 4,999	-	-	-	-	-	-	-
Less than 1,000	8	£ 1,205	88	12	-	-	-

## Legal Events

All public notice information has been obtained in good faith from the appropriate public sources.

<b>Insolvency</b>  <b>No</b> Latest Filing: -	<b>Public Filings</b>  <b>No</b> Latest Filing: -	<b>Court Judgements</b>  <b>0</b> Most recent unsatisfied: -	<b>Mortgages and Charges</b>  <b>0</b> Most recent unsatisfied: -
--	--	---	--

D&B has not received any Public Filings for this company

## Special Events

There are no Special Events recorded for this business.

# Corporate Linkage

No corporate linkage information is available for this business.

## Company Profile

### Company Overview

<b>D-U-N-S</b> 22-014-0831	<b>Telephone</b> 01243 888691	<b>Annual Sales</b> £ 921,919 (In SingleUnits)
<b>Date of Registration</b> 05-16-2014	<b>Website</b> <a href="http://www.dementia-support.org.uk">www.dementia-support.org.uk</a>	<b>Age (Year Started)</b> 8 years (2014)
	<b>Email</b> <a href="mailto:info@dementia-support.org.uk">info@dementia-support.org.uk</a>	

### Business Registration

<b>Registered Name</b>	DEMENTIA SUPPORT
<b>Registered Address</b>	SAGE HOUSE CITY FIELDS WAY, TANGMERE, PO20 2FP, United Kingdom
<b>Legal Form</b>	Private Company Limited by Guarantee
<b>Registration Date</b>	05-16-2014
<b>Registration Number</b>	09044373
<b>Date Started</b>	05-16-2014
<b>Confirmation Statement Date</b>	06-13-2022
<b>Date of the Latest Financial Statement at the Registry</b>	06-13-2022
<b>Date Financial Statement Lodged</b>	12-23-2021
<b>Date of Latest Financial Statement included in the report</b>	03-31-2021
<b>Accounting Reference Date</b>	31/03

### Business Activities And Employees

#### Business Information

Employees	27
-----------	----

#### SIC Information

SIC Codes	Type	Source	SIC Description
86900	UK SIC 2007	Companies House	Other human health activities

SIC Codes	Type	Source	SIC Description
86900	UK SIC 2007	D&B	Other human health activities
88100	UK SIC 2007	D&B	Social work activities without accommodation for the elderly and disabled
88990	UK SIC 2007	D&B	Other social work activities without accommodation n.e.c.
94990	UK SIC 2007	D&B	Activities of other membership organisations n.e.c.
8049	US SIC (1972)	D&B	Offices of health practitioners
8321	US SIC (1972)	D&B	Individual and family social services
8321	US SIC (1972)	D&B	Individual and family social services
8699	US SIC (1972)	D&B	Membership organizations

History			
Change Type	Date Changed	Changed To	Changed From
Registered Address	02-15-2019	SAGE HOUSE CITY FIELDS WAY, TANGMERE, PO20 2FP, United Kingdom	SALISBURY HOUSE CITY FIELDS WAY, TANGMERE, CHICHESTER, PO20 2FP, United Kingdom
Registered Address	05-12-2015	SALISBURY HOUSE CITY FIELDS WAY, TANGMERE, CHICHESTER, PO20 2FP, United Kingdom	VALDOE HOUSE POOK LANE, EAST LAVANT, CHICHESTER, WEST SUSSEX, PO18 0AW, United Kingdom
Registered Name	05-10-2016	DEMENTIA SUPPORT	CHICHESTER DEMENTIA SUPPORT GROUP
Registered Name	06-05-2014	CHICHESTER DEMENTIA SUPPORT GROUP	CHICHESTER DEMENTIA STEERING GROUP

## Principals

Current Principals	New Appointments	Resignations	Linked to Closures
13	1 (in the last 12 months)	1 (in the last 12 months)	43

TOP-FIVE-PRINCIPALS	
MS Miranda Susan Litchfield	21 Apr 2022 - Current

MRS Mary Kathleen  
Matthews

15 Jul 2021 - Current

MR Richard Anthony  
Broadribb

15 Jul 2021 - Current

MRS Catherine Talbot  
Bogoje

15 Mar 2021 - Current

MS Philippa Louise Nesbit

25 Sep 2020 - Current

## CURRENT PRINCIPALS

### MS Miranda Susan Litchfield

Director

 [LinkedIn Profile](#)

Date Appointed 04-21-2022

Address Sage House City Fields Way, PO20 2FP, Tangmere

Date of Birth 09-1954 (Age - 68 Years)

Nationality British

Occupation Director

## Associations

PALMERS PLAYERS  
COMMUNITY INTEREST  
COMPANY

01 Apr 2019 - Current

Out of Business Favorable

VOLUNTARY ACTION ARUN  
& CHICHESTER

12 Jul 2017 - Current

### MRS Mary Kathleen Matthews

Director

 [LinkedIn Profile](#)

Date Appointed 07-15-2021

Address Sage House City Fields Way, PO20 2FP, Tangmere

Date of Birth 05-1957 (Age - 65 Years)

Nationality British

Occupation Director

### MR Richard Anthony Broadribb

Director

 [LinkedIn Profile](#)

Date Appointed 07-15-2021

Address Sage House City Fields Way, PO20 2FP, Tangmere

**Date of Birth** 03-1970 (Age - 52 Years)

**Nationality** British

**Occupation** Director

---

**MRS Catherine Talbot Bogoje**

Director

 [LinkedIn Profile](#)

**Date Appointed** 03-15-2021

**Address** Sage House City Feilds Way, Tangmere, PO20 2FP, Chichester

**Date of Birth** 11-1983 (Age - 38 Years)

**Nationality** British

**Occupation** Director

---

**MS Philippa Louise Nesbit**

Director

 [LinkedIn Profile](#)

**Date Appointed** 09-25-2020

**Address** Sage House City Fields Way, PO20 2FP, Tangmere

**Date of Birth** 12-1970 (Age - 51 Years)

**Nationality** British

**Occupation** Trustee

---

**Associations**

---

**BSPM TRADING SUBSIDIARY LIMITED** 06 Jan 2021 - Current

---

**MR Chris Thornhill**

Director

 [LinkedIn Profile](#)

**Date Appointed** 02-14-2020

**Address** Sage House City Fields Way, Tangmere, PO20 2FP, Chichester

**Date of Birth** 05-1984 (Age - 38 Years)

**Nationality** British

**Occupation** Head Of Motorsport And E&H Marketing

---

**MR Martin Edward Harris**

Director

 [LinkedIn Profile](#)

**Date Appointed** 12-13-2018

**Address** Sage House City Fields Way, Tangmere, PO20 2FP, Chichester

**Date of Birth** 02-1958 (Age - 64 Years)

**Nationality** British

**Occupation** Trustee

## Associations

**CHASE LANE  
MANAGEMENT LTD**  
02 Mar 2015 - Current  
Out of Business Favorable

### MS Therese Mary Yvette Kelly

Director

 [LinkedIn Profile](#)

**Date Appointed** 03-13-2018

**Address** Sage House City Fields Way, Tangmere, PO20 2FP, Chichester

**Date of Birth** 04-1965 (Age - 57 Years)

**Nationality** British

**Occupation** Trustee

### MR Kevin Andrew Coppard

Director

 [LinkedIn Profile](#)

**Date Appointed** 02-12-2018

**Address** 1&2 The Barn Oldwick, Lavant, PO18 9AA, Chichester

**Date of Birth** 03-1957 (Age - 65 Years)

**Nationality** British

**Occupation** Trustee

## Associations

**LAZENBY ESTATES LTD**  
01 Jul 2008 - Current  
Out of Business Favorable

**HAWKINS MARINE LIMITED**  
27 Feb 2008 - Current  
Out of Business Favorable

**HANDS ON  
PHYSIOTHERAPY LTD.**  
06 Nov 2007 - Current

**ELSWOOD PROPERTIES LTD**  
11 Sep 2007 - Current  
Out of Business Favorable

**SBYM LIMITED**  
12 Mar 2007 - Current  
Out of Business Favorable

**Ultraneed Ltd**  
24 Nov 2005 - Current  
Out of Business Favorable

**ELECTRICAL CONTRACT  
MANAGEMENT & COSTING  
SERVICES LTD**  
29 Jul 2005 - Current  
Out of Business Favorable

**HAYNES,J,LTD** 28 Feb 2005 - Current  
Out of Business Favorable

**WESSEX INTERIORS LTD** 21 Feb 2005 - Current

**Trial Formations Ltd** 19 Nov 2004 - Current  
Out of Business Favorable

**Mums 2 Be Ltd** 22 Oct 2004 - Current  
Out of Business Favorable

**Mobilescan Ltd** 07 May 2003 - Current  
Out of Business Favorable

**DANIA PIPER LTD** 20 Mar 2001 - Current  
Out of Business Favorable

**ELECTRICAL  
INSTALLATIONS  
MANAGEMENT SERVICES  
LTD** 01 Feb 2001 - Current  
Out of Business Favorable

**East Sussex Home Search .  
Co Ltd** 24 Mar 2000 - Current  
Out of Business Favorable

**MADDOXWOOD  
DEVELOPMENTS LTD** 22 Jan 2014 - 01 Nov 2016

**RUSTINGTON  
MANAGEMENT LIMITED** 22 May 2012 - 29 Jun 2018

**MARIGOLDS MANAGEMENT  
LIMITED** 22 May 2012 - 29 Jun 2018

**THE WILLOWS GENERAL  
MANAGEMENT LIMITED** 22 May 2012 - 29 Jun 2018

**SILVERLAKES  
MANAGEMENT LIMITED** 22 May 2012 - 29 Jun 2018

**ALDINGBOURNE PARK  
MANAGEMENT LIMITED** 22 May 2012 - 29 Jun 2018

**THE BEACHES  
MANAGEMENT LIMITED** 21 May 2012 - 29 Jun 2018

**COOK & HEAT LIMITED** 02 Jun 2011 - 25 Apr 2013  
Out of Business Favorable

**TICKADEALS LTD** 17 Feb 2011 - 31 Jan 2013

**CANCERWISE** 19 Jan 2009 - 08 Aug 2016

**SILK TREE PROPERTIES  
LIMITED** 09 Jul 2007 - 29 Jun 2018

SILVER LAKES MOBILE HOMES LIMITED	07 Dec 2006 - 29 Jun 2018
-----------------------------------	---------------------------

WEST SUSSEX MOBILE HOMES LIMITED	29 Nov 2006 - 29 Jun 2018
----------------------------------	---------------------------

SUSSEX MOBILE HOMES LIMITED	29 Nov 2006 - 29 Jun 2018
-----------------------------	---------------------------

COLDHARBOUR PROPERTIES LTD	15 May 2000 - 12 Sep 2013
----------------------------	---------------------------

---

### MR Kenneth Alexander Watson

Director

 [LinkedIn Profile](#)

Date Appointed	01-12-2017
----------------	------------

Address	Sage House City Fields Way, Tangmere, PO20 2FP, Chichester
---------	--

Date of Birth	11-1957 (Age - 64 Years)
---------------	--------------------------

Nationality	British
-------------	---------

Occupation	Trustee
------------	---------

---

### DR Abigail Childs

Director

 [LinkedIn Profile](#)

Date Appointed	11-03-2016
----------------	------------

Address	Sage House City Feilds Way, Tangmere, PO20 2FP, Chichester
---------	--

Date of Birth	05-1976 (Age - 46 Years)
---------------	--------------------------

Nationality	British
-------------	---------

Occupation	Trustee
------------	---------

---

### MR Kevin Andrew Coppard

Company Secretary

 [LinkedIn Profile](#)

Date Appointed	05-12-2015
----------------	------------

Address	1&2 The Barn Oldwick, Lavant, PO18 9AA, Chichester
---------	--

---

### MR Anthony John Wickins

Director

 [LinkedIn Profile](#)

Date Appointed	05-16-2014
----------------	------------

Address	Sage House City Fields Way, Tangmere, PO20 2FP, Chichester
---------	--

Date of Birth	03-1951 (Age - 71 Years)
---------------	--------------------------

Nationality	British
-------------	---------

Occupation	Director
------------	----------

---

## Associations

---

<b>VALDOE LIMITED</b>	17 Jul 2007 - Current
<b>LAVANT ROAD DEVELOPMENTS LTD</b>	17 Jul 2007 - Current
<b>THORNYBOLT (NO 89)</b> Out of Business Favorable	21 Feb 2007 - Current
<b>VIKING MOTOR CO LTD</b> Out of Business Favorable	31 Jul 1997 - Current
<b>BROADBRIDGE HEATH MOTOR CO LTD</b> Out of Business Favorable	03 Jul 1996 - Current
<b>MEGA BOWL LTD</b> Out of Business Favorable	03 Jul 1996 - Current
<b>CSSC LTD</b> Out of Business Favorable	21 Dec 1994 - Current
<b>BRIGHTSTAR PROPERTIES LTD</b> Out of Business Favorable	29 Mar 1992 - Current
<b>CITY PROPERTY (HOLDINGS) LTD</b> Out of Business Favorable	24 Feb 1992 - Current
<b>PORTFIELD GARAGE (CHICHESTER) LTD</b> Out of Business Favorable	27 Dec 1991 - Current
<b>WEST SUSSEX SECURITIES LIMITED</b> Out of Business Favorable	27 Dec 1991 - Current
<b>LAUPEN 2000 LTD</b> Out of Business Favorable	27 Dec 1991 - Current
<b>CITY DEVELOPMENTS (CHICHESTER) LTD</b> Out of Business Favorable	27 Jul 1991 - Current
<b>Quarry Developments (Chichester) Ltd</b> Out of Business Favorable	30 Jun 1991 - Current
<b>SEAWARD CITY DEVELOPMENTS LIMITED</b> Out of Business Favorable	31 Jan 1991 - Current
<b>AHD (Holdings) Limited</b>	18 Mar 2015 - 16 Jan 2017
<b>HDL SELBORNE LIMITED</b> Out of Business Favorable	20 Dec 2013 - 23 Jan 2019
<b>BRACKLESHAM BAY DEVELOPMENTS LTD</b>	14 Dec 2010 - 31 Dec 2017

**CHICHESTER MOTOR  
GROUP LIMITED** 14 Jan 2008 - 31 Dec 2017  
Out of Business Favorable

**VIKING BASINGSTOKE  
LIMITED** 14 Jan 2008 - 17 Dec 2012  
Out of Business Favorable

**HOUNDMILLS AUTOPLAZA  
LTD** 14 Jan 2008 - 17 Dec 2012  
Out of Business  
Unfavorable

**GOWRINGS OF READING  
LIMITED** 21 Dec 2007 - 17 Dec 2012  
Out of Business Favorable

**GOWRINGS OF NEWBURY  
LIMITED** 29 Apr 2002 - 17 Dec 2012  
Out of Business Favorable

**CITY BASINGSTOKE LTD** 23 Apr 2002 - 17 Dec 2012  
Out of Business  
Unfavorable

**CITY MOTOR HOLDINGS  
LTD** 27 Nov 2001 - 17 Dec 2012  
Out of Business Favorable

**ROWES MOTOR CO LTD** 02 Mar 1998 - 17 Dec 2012  
Out of Business  
Unfavorable

**WESTHAMPNETT MOTOR  
COMPANY LIMITED** 05 Dec 1994 - 31 Dec 2017  
Out of Business Favorable

**PORTFIELD SPORTS CARS  
LTD** 13 Aug 1991 - 17 Dec 2012  
Out of Business Favorable

## PREVIOUS PRINCIPALS

### MR Andrew Fellingham

Director

 [LinkedIn Profile](#)

**Date Appointed** 01-10-2020

**Date Resigned** 12-11-2020

**Address** 25 Ely Road, BN13 1BD, Worthing

**Date of Birth** 07-1975 (Age - 47 Years)

**Nationality** British

**Occupation** Head Of Digital

## MR David John Miles

Director

 [LinkedIn Profile](#)

Date Appointed	06-14-2018
Date Resigned	04-26-2019
Address	15 Dilke Street, SW3 4JE, London
Date of Birth	01-1954 (Age - 68 Years)
Nationality	British
Occupation	Trustee

## Associations

<b>ARABELLA INVESTMENTS LIMITED</b>	22 Jan 2018 - Current
<b>Prep Schools Trust</b>	17 Oct 2016 - 22 Apr 2019

## MR Rory Christopher Gogarty

Director

 [LinkedIn Profile](#)

Date Appointed	05-26-2016
Date Resigned	08-28-2019
Address	1 & 2 The Barn Oldwick, West Stoke Road, PO18 9AA, Chichester
Date of Birth	01-1956 (Age - 66 Years)
Nationality	British
Occupation	Trustee

## MR Thomas Roger Whittaker

Director

 [LinkedIn Profile](#)

Date Appointed	06-17-2015
Date Resigned	10-17-2016
Address	Parkfield Elsted, GU29 0LA, Midhurst
Date of Birth	06-1948 (Age - 74 Years)
Nationality	British
Occupation	Trustee

## Associations

<b>INVESTASS LTD</b> Out of Business Favorable	01 Dec 2002 - Current
---	-----------------------

## MRS Rachel Eileen Soothill

Director

 [LinkedIn Profile](#)

Date Appointed	04-23-2015
Date Resigned	06-17-2015
Address	Salisbury House City Fields Way, Tangmere, PO20 2FP, Chichester
Date of Birth	12-1984 (Age - 37 Years)
Nationality	British
Occupation	Marketing Director

## Associations

**BRIGHTWORD COMMUNICATIONS LTD** 07 Oct 2011 - Current

### MRS Susan Margaret Ahern

Director

 [LinkedIn Profile](#)

Date Appointed	03-03-2015
Date Resigned	04-21-2021
Address	Sage House City Fields Way, PO20 2FP, Tangmere
Date of Birth	08-1947 (Age - 75 Years)
Nationality	British
Occupation	Retired Human Resources Manager

### DR Sara Katherine Kelly

Director

 [LinkedIn Profile](#)

Date Appointed	11-25-2014
Date Resigned	06-16-2022
Address	Sage House City Fields Way, PO20 2FP, Tangmere
Date of Birth	05-1955 (Age - 67 Years)
Nationality	British
Occupation	Medical Practitioner

## Associations

**SOCIETY FOR HORTICULTURAL THERAPY** 10 Mar 2016 - 13 Mar 2019

**SUMMERSDALE LIMITED** 31 Jan 2012 - 18 Mar 2015

**DOCTORS' DIRECT PHARMA LTD** 30 May 2006 - 05 Nov 2013

### Rebecca Jane Randell

Director

 [LinkedIn Profile](#)

Date Appointed	05-16-2014
Date Resigned	06-12-2020
Address	Sage House City Fields Way, PO20 2FP, Tangmere
Date of Birth	06-1969 (Age - 53 Years)
Nationality	British
Occupation	Commissioning Manager

### MRS Lucinda Felicity Sommerville Langmead

Director

 [LinkedIn Profile](#)

Date Appointed	05-16-2014
Date Resigned	06-14-2019
Address	Sage House City Fields Way, PO20 2FP, Tangmere
Date of Birth	01-1971 (Age - 51 Years)
Nationality	British
Occupation	None

### Associations

[Natures Way Foods Europe Limited](#) 11 Mar 2010 - Current

### MS Sabine Margarson

Director

 [LinkedIn Profile](#)


Date Appointed	05-16-2014
Date Resigned	06-14-2018
Address	Salisbury House City Fields Way, Tangmere, PO20 2FP, Chichester
Date of Birth	05-1966 (Age - 56 Years)
Nationality	British
Occupation	Project Director

### Associations

[WOTNOT GIFTS LLP](#) 21 Oct 2009 - Current  
Out of Business Favorable

### Miles Winston Barber

Director

 [LinkedIn Profile](#)

Date Appointed	05-16-2014
Date Resigned	08-31-2014
Address	Valdoe House Pook Lane, East Lavant, PO18 0AW, Chichester

Date of Birth	10-1950 (Age - 71 Years)
Nationality	British
Occupation	Retired Chartered Accountant

## Associations

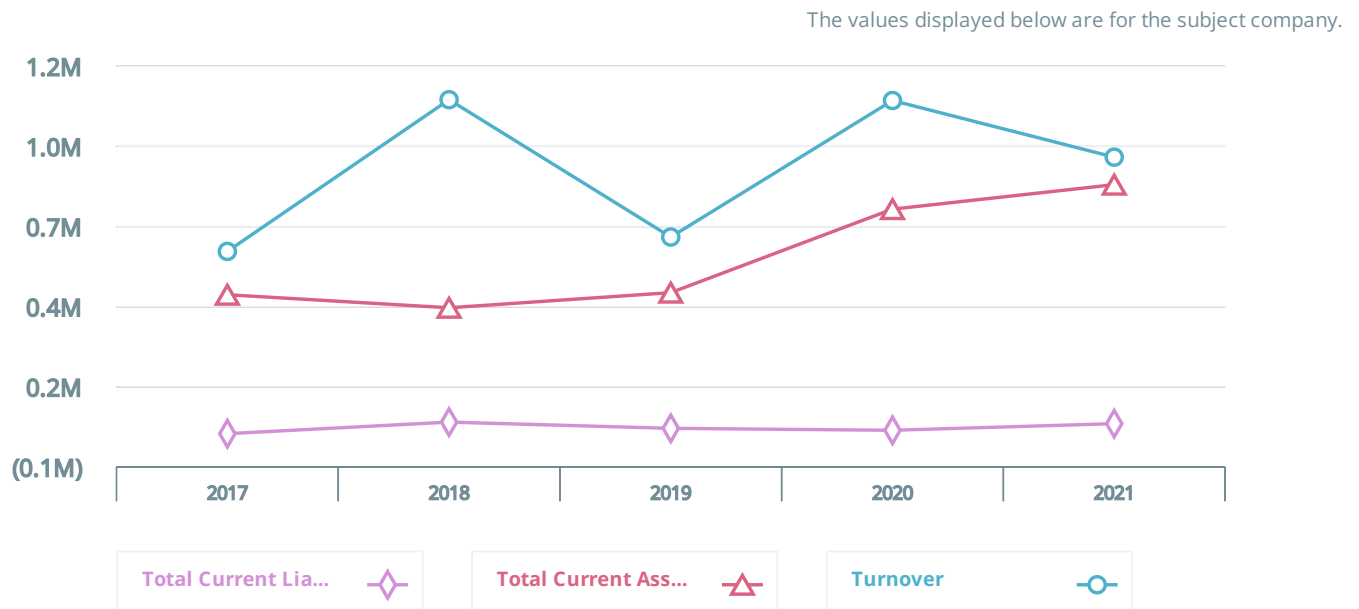
<b>CHICHESTER FESTIVITIES LTD</b>	19 Jan 2010 - Current
Out of Business	
Unfavorable	

# Financials

## Overview

Source: D&B | Currency: All figures shown in GBP unless otherwise stated

### Financial Statement Comparison



	Individual 03-31-2021 In Single Units	Individual 03-31-2020 In Single Units	Individual 03-31-2019 In Single Units	Individual 05-31-2018 In Single Units	Individual 05-31-2017 In Single Units
Sales / Turnover	921,919	1,104,034	665,177	1,106,684	618,891
Profit / (Loss) Before Taxes	29,098	221,790	45,781	701,614	401,782
Equity Shareholders Funds	1,522,687	1,493,589	1,271,799	1,226,018	524,404
Tangible Net Worth	1,522,687	1,493,589	1,271,799	1,226,018	524,404
Total Fixed Assets	754,275	782,624	835,496	858,447	77,728
Total Assets	1,587,753	1,537,465	1,321,860	1,296,151	557,342
Total Current Assets	833,478	754,841	486,364	437,704	479,614
Total Current Liabilities	65,066	43,876	50,061	70,133	32,938

	Individual 03-31-2021 In Single Units	Individual 03-31-2020 In Single Units	Individual 03-31-2019 In Single Units	Individual 05-31-2018 In Single Units	Individual 05-31-2017 In Single Units
Net Current Assets (Liabilities)	768,412	710,965	436,303	367,571	446,676
Employees *	27	26	20	15	3

\* = In Single Units

## Financial Notes / Opinions

Year	Unfavorable	Financial Notes / Opinions
2021	No	
2020	No	
2019	No	
2018	No	
2017	No	

## Audit Information

Type	Details
Auditor	Robert Sadler & Co Ltd, 30B Southgate, Chichester, West Sussex, PO19 1DP

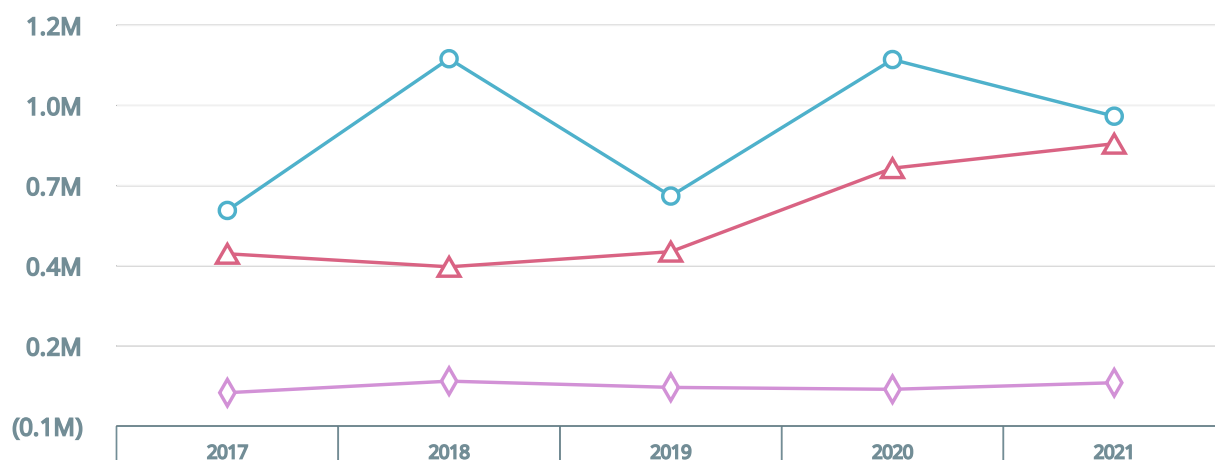
## Balance Sheet

Source: D&B | Currency: All figures shown in GBP unless otherwise stated

## Financial Statement Comparison

### Annual

The values displayed below are for the subject company.



Total Current Lia...



Total Current Ass...



Sales / Turnover



Assets	Individual 03-31-2021 In Single Units	Individual 03-31-2020 In Single Units	Individual 03-31-2019 In Single Units	Individual 05-31-2018 In Single Units	Individual 05-31-2017 In Single Units
<b>FIXED ASSETS</b>					
Total Tangible Fixed Assets	754,275	782,624	835,496	858,447	77,728
Land & Buildings	721,824	749,267	787,650	796,014	77,080
Fixtures and Equipment	32,451	33,357	47,846	62,433	648
<b>Total Fixed Assets</b>	<b>754,275</b>	<b>782,624</b>	<b>835,496</b>	<b>858,447</b>	<b>77,728</b>
Stock & Work In Progress	-	-	829	-	-
Debtors & Prepayments	55,640	32,329	6,374	118,467	23,544
Trade Debtors	1,541	5,522	-	8,064	-
<b>TOTAL CURRENT ASSETS</b>					
Tax Recoverable	-	-	-	34,785	2,997
Other Receivables	32,745	22,556	4,903	56,988	15,197
Prepayments	21,354	4,251	1,471	18,630	5,350
Cash at Bank / In Hand	777,838	722,512	479,161	319,237	456,070
<b>Total Current Assets</b>	<b>833,478</b>	<b>754,841</b>	<b>486,364</b>	<b>437,704</b>	<b>479,614</b>
<b>LIABILITIES</b>					
<b>TOTAL CURRENT LIABILITIES</b>					
Trade Creditors	27,137	7,856	7,732	25,739	-
Tax & Social Security	13,190	20,248	18,191	8,474	-
Accruals / Deferred Income	21,354	11,241	6,319	2,573	30,105
Other Current Liabilities	3,385	4,531	17,819	33,347	2,833
<b>Total Current Liabilities</b>	<b>65,066</b>	<b>43,876</b>	<b>50,061</b>	<b>70,133</b>	<b>32,938</b>
<b>Net Current Assets (Liabilities)</b>	<b>768,412</b>	<b>710,965</b>	<b>436,303</b>	<b>367,571</b>	<b>446,676</b>
<b>Total Assets less Current Liabilities</b>	<b>1,522,687</b>	<b>1,493,589</b>	<b>1,271,799</b>	<b>1,226,018</b>	<b>524,404</b>
<b>Net Assets</b>	<b>1,522,687</b>	<b>1,493,589</b>	<b>1,271,799</b>	<b>1,226,018</b>	<b>524,404</b>
<b>Net Worth / Shareholders' Funds</b>					
Retained Profit / (Loss) Reserve	1,522,687	1,493,589	1,271,799	1,226,018	524,404

Net Worth / Shareholders' Funds	Individual 03-31-2021 In Single Units	Individual 03-31-2020 In Single Units	Individual 03-31-2019 In Single Units	Individual 05-31-2018 In Single Units	Individual 05-31-2017 In Single Units
Total Equity Shareholders' Funds	1,522,687	1,493,589	1,271,799	1,226,018	524,404
Tangible Net Worth	1,522,687	1,493,589	1,271,799	1,226,018	524,404

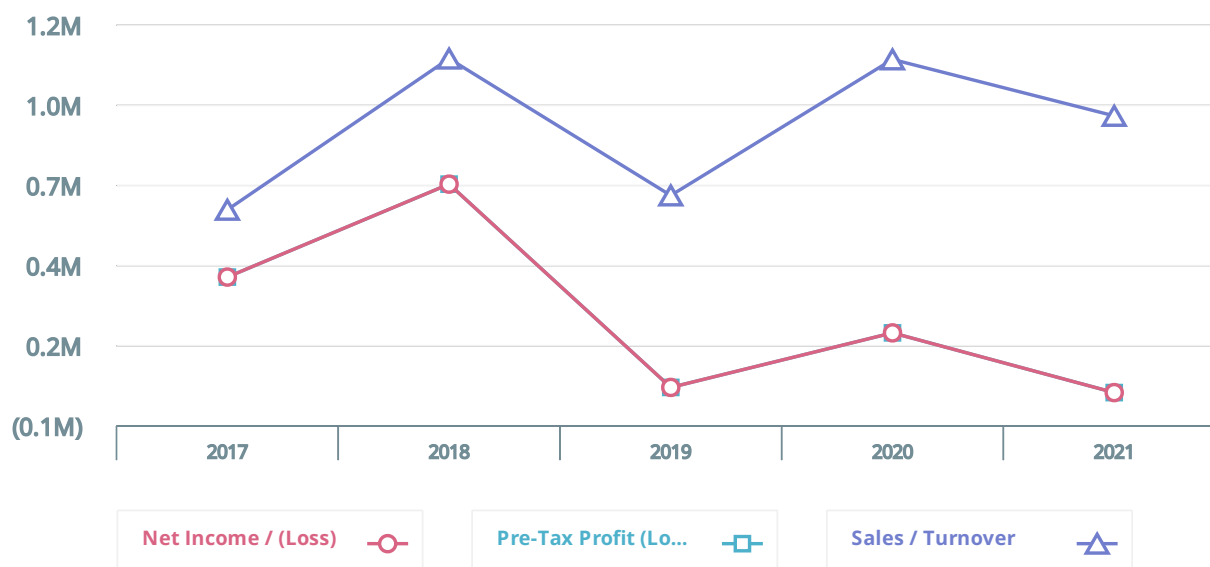
Balance Sheet Notes	Individual 03-31-2021 In Single Units	Individual 03-31-2020 In Single Units	Individual 03-31-2019 In Single Units	Individual 05-31-2018 In Single Units	Individual 05-31-2017 In Single Units
Total Operating Lease Commitments	-	60,000	-	60,000	-
Operating Lease Commitments - Plant & Machinery (or other)	-	60,000	-	60,000	-

## Profit And Loss Accounts

Source: D&B | Currency: All figures shown in GBP unless otherwise stated

### Financial Statement Comparison

The values displayed below are for the subject company.



	Individual 03-31-2021 In Single Units	Individual 03-31-2020 In Single Units	Individual 03-31-2019 In Single Units	Individual 05-31-2018 In Single Units	Individual 05-31-2017 In Single Units
Sales / Turnover	921,919	1,104,034	665,177	1,106,684	618,891
Cost of Sales	0	0	0	0	0
Gross Profit / (Loss)	921,919	1,104,034	665,177	1,106,684	618,891
Operating Expenses	892,821	882,244	619,396	405,070	235,828
Other Operating Income	-	-	-	-	18,719

	Individual 03-31-2021 In Single Units	Individual 03-31-2020 In Single Units	Individual 03-31-2019 In Single Units	Individual 05-31-2018 In Single Units	Individual 05-31-2017 In Single Units
Net Operating Profit / (Loss)	29,098	221,790	45,781	701,614	401,782
Total Financial Income and Gains	0	0	0	0	0
Total Financial Expenses and Losses	0	0	0	0	0
Profit / (Loss) Before Taxes	29,098	221,790	45,781	701,614	401,782
Profit / (Loss) after Taxes	29,098	221,790	45,781	701,614	401,782
Net Profit / (Loss)	29,098	221,790	45,781	701,614	401,782

STATEMENT OF RECONCILIATION	Individual 03-31-2021 In Single Units	Individual 03-31-2020 In Single Units	Individual 03-31-2019 In Single Units	Individual 05-31-2018 In Single Units	Individual 05-31-2017 In Single Units
Retained Profit / (Loss) at start of year	1,493,589	1,271,799	1,226,018	524,404	122,622
Net Profit / (Loss) for the year	29,098	221,790	45,781	701,614	401,782
Dividends	0	0	0	0	0
Retained Profit / (Loss) at end of year	1,522,687	1,493,589	1,271,799	1,226,018	524,404

Profit and Loss Notes	Individual 03-31-2021 In Single Units	Individual 03-31-2020 In Single Units	Individual 03-31-2019 In Single Units	Individual 05-31-2018 In Single Units	Individual 05-31-2017 In Single Units
Total Payroll	669,697	626,151	406,346	187,032	67,085
Total Depreciation and Amortization	60,158	59,169	46,362	53,630	5,100
Total Directors' Remuneration *	0	0	0	0	0
Total Auditors' Remuneration *	2,500	2,358	2,675	2,373	1,500
Auditors' Remuneration - Audit Fees *	2,500	2,358	2,675	1,873	0
Auditors' Remuneration - Non Audit Fees *	-	-	-	500	1,500

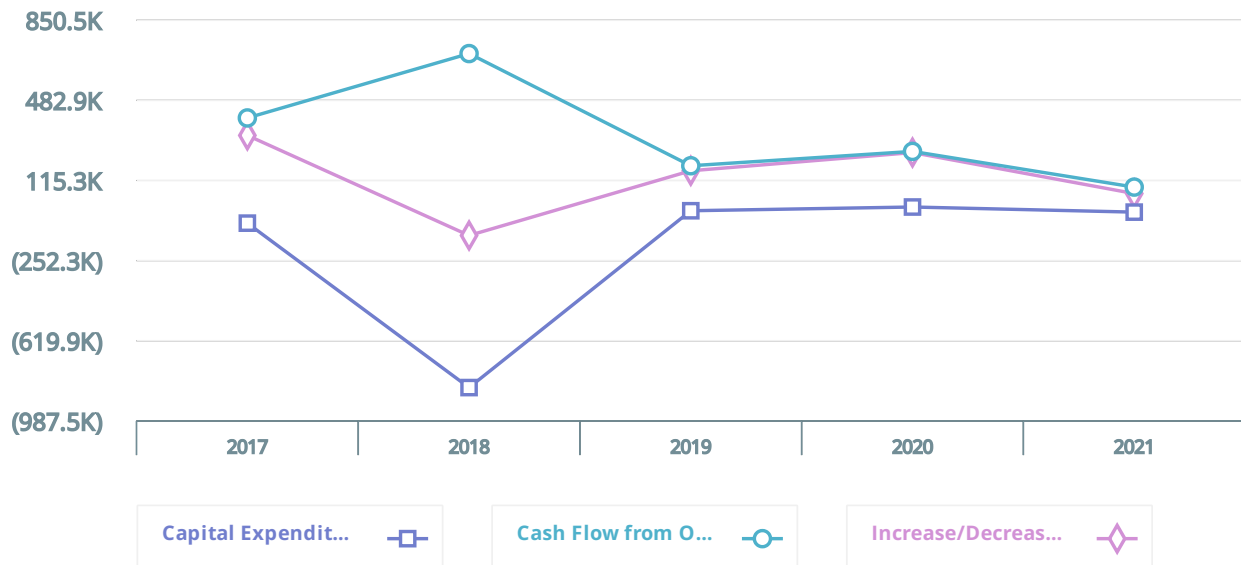
\*=Full Value

## Cash Flow

Source: D&B | Currency: All figures shown in GBP unless otherwise stated

### Financial Statement Comparison

## Annual



	Individual 03-31-2021 In Single Units	Individual 03-31-2020 In Single Units	Individual 03-31-2019 In Single Units	Individual 05-31-2018 In Single Units	Individual 05-31-2017 In Single Units
Cash Inflow from Operating Activities	85,060	248,717	182,939	697,346	402,186
Return on Investment & Servicing of Finance	-	931	396	170	255
Capital Expenditure & Financial Investment	(29,734)	(6,297)	(23,411)	(834,349)	(80,292)
Cash Inflow (Outflow) Before Use of Liquid Assets & Financing	55,326	243,351	159,924	(136,833)	322,149
Increase (Decrease) in Cash in the Year	55,326	243,351	159,924	(136,833)	322,149

## Financial Statement Comparison

### Quarterly

## Financial Ratios

Source: D&B | Currency: All figures shown in GBP unless otherwise stated

Profitability	03-31-2021	03-31-2020	03-31-2019	05-31-2018	05-31-2017
Profit Margin (%)	3.2	20.1	6.9	63.4	64.9
Shareholder's Return (%)	1.9	14.8	3.6	57.2	76.6
Return on Capital (%)	1.9	14.8	3.6	57.2	76.6
Return on Assets (%)	1.8	14.4	3.5	54.1	72.1

Financial Status	03-31-2021	03-31-2020	03-31-2019	05-31-2018	05-31-2017
Acid Test (x)	12.8	17.2	9.7	6.2	14.6
Current Ratio (x)	12.8	17.2	9.7	6.2	14.6
Solvency Ratio (x)	4.3	2.9	3.9	5.7	6.3
Fixed Assets / Networth (%)	49.5	52.4	65.7	70.0	14.8
Current Liabilities / Networth (%)	4.3	2.9	3.9	5.7	6.3
Current Liabilities / Stocks (%)	-	-	6,038.7	-	-

Asset Utility	03-31-2021	03-31-2020	03-31-2019	05-31-2018	05-31-2017
Stock Turnover Rate	-	-	802.4	-	-
Sales / Net Working Capital (x)	1.2	1.6	1.5	3.0	1.4
Assets/Sales (%)	172.2	139.3	198.7	117.1	90.1
Asset Turnover (%)	58.1	71.8	50.3	85.4	111.0
Collection Period (days)	0.6	1.8	-	2.7	-
Capital / Employee *	56.4	57.4	63.6	81.7	174.8

Employee *(In SingleUnits)	03-31-2021	03-31-2020	03-31-2019	05-31-2018	05-31-2017
Sales / Employee *	34.1	42.5	33.3	73.8	206.3
Profit / Employee *	1.1	8.5	2.3	46.8	133.9
Employee Average Wage *	24.8	24.1	20.3	12.5	22.4

## Growth Rates (%)

	2021 vs 2020	2020 vs 2019	2019 vs 2018	2018 vs 2017
Turnover	(16.50)	65.98	(39.89)	78.82
Gross Profit	(16.50)	65.98	(39.89)	78.82
Net Operating Profit / (Loss)	(86.88)	384.46	(93.47)	74.63
Profit / (Loss) Before Tax	(86.88)	384.46	(93.47)	74.63
Profit / (Loss) After Tax	(86.88)	384.46	(93.47)	74.63
Net Profit / (Loss) for the Year	(86.88)	384.46	(93.47)	74.63
Number of Employees	3.85	30	33.33	400
Profit / Employee	(87.06)	269.57	(95.09)	(65.05)
Current Assets	10.42	55.20	11.12	(8.74)
Total Current Liabilities	48.30	(12.35)	(28.62)	112.92
Total Assets less Current Liabilities	1.95	17.44	3.73	133.79
Net Current Assets (Liabilities)	8.08	62.95	18.70	(17.71)

# Registry Info

General Info		
<b>Registration Number</b> 09044373	<b>Registered Address</b> SAGE HOUSE CITY FIELDS WAY TANGMERE, PO20 2FP United Kingdom	<b>Registration Date</b> 05-16-2014

This information may not be reproduced in whole or in part by any means of reproduction.