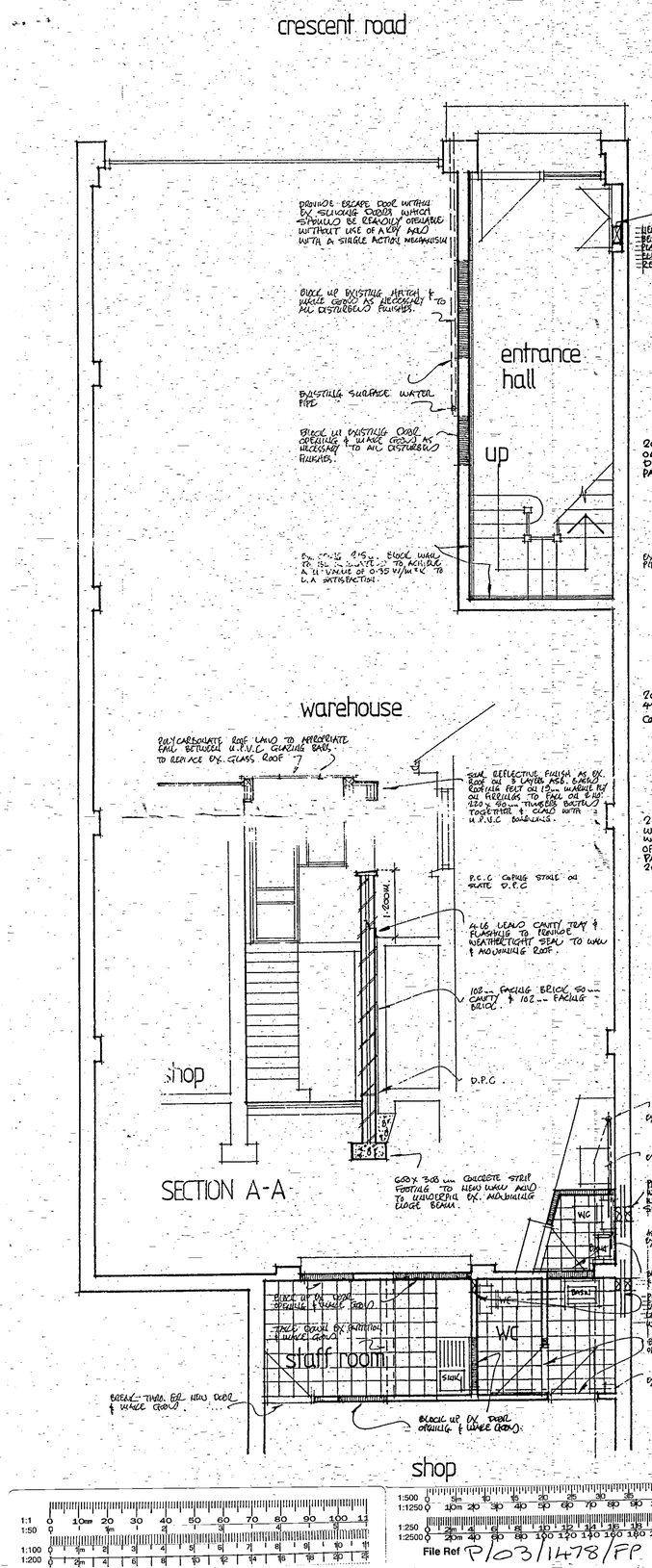

GROUND FLOOR LAYOUT

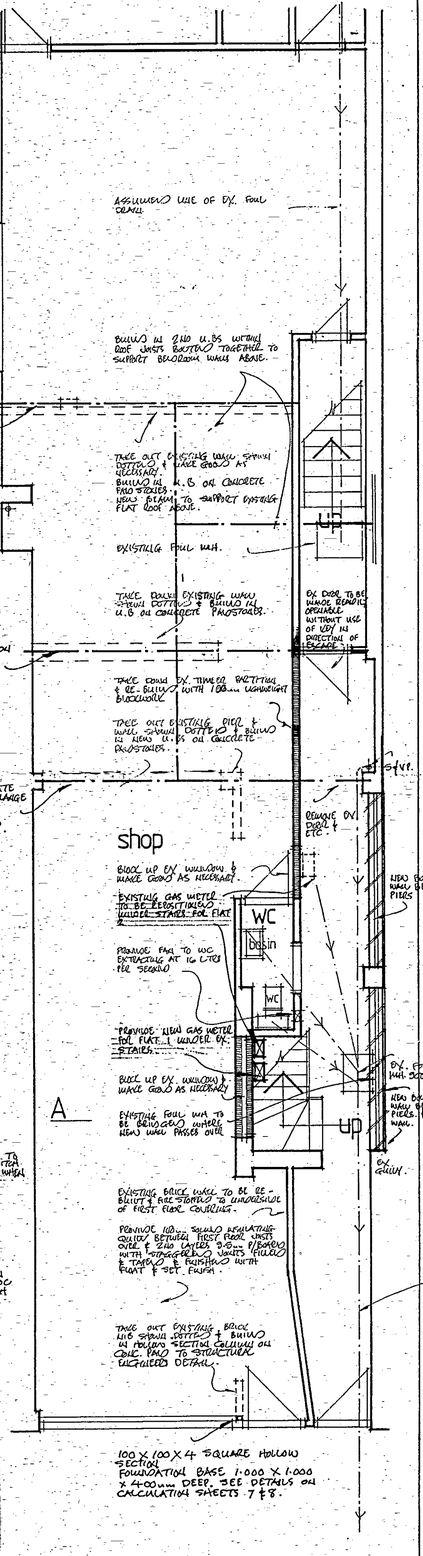

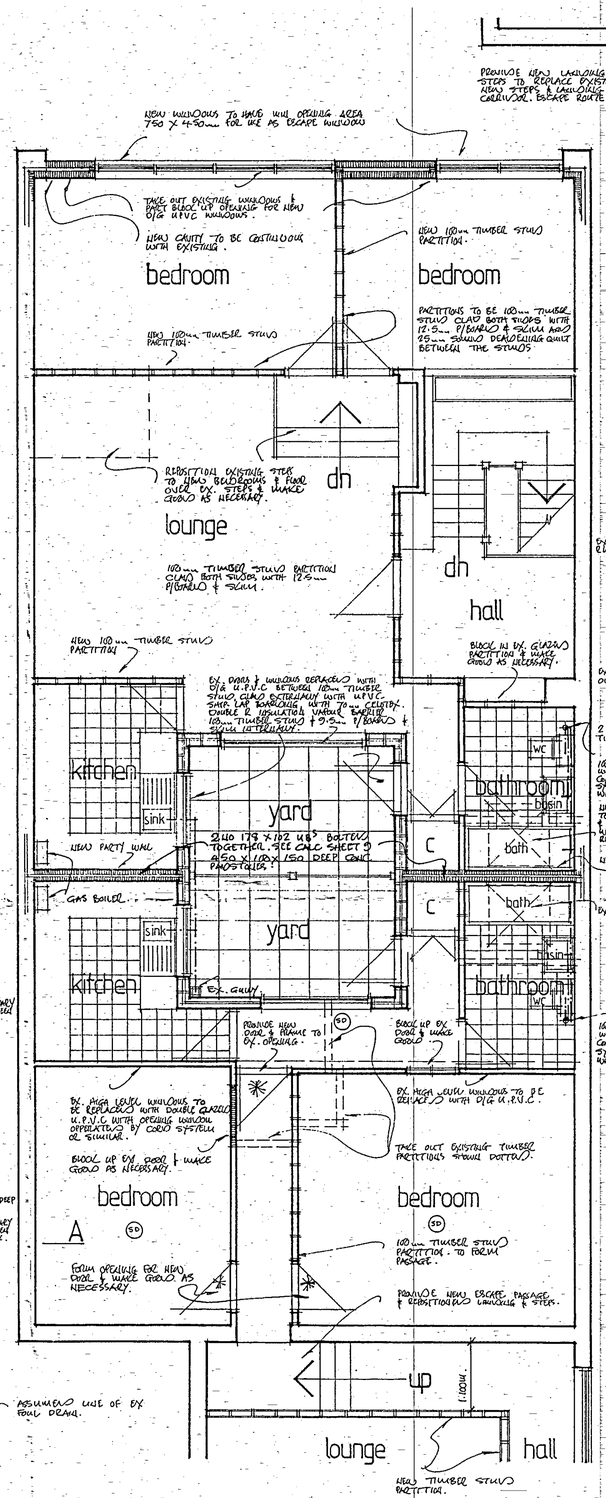

FIRST FLOOR LAYOUT

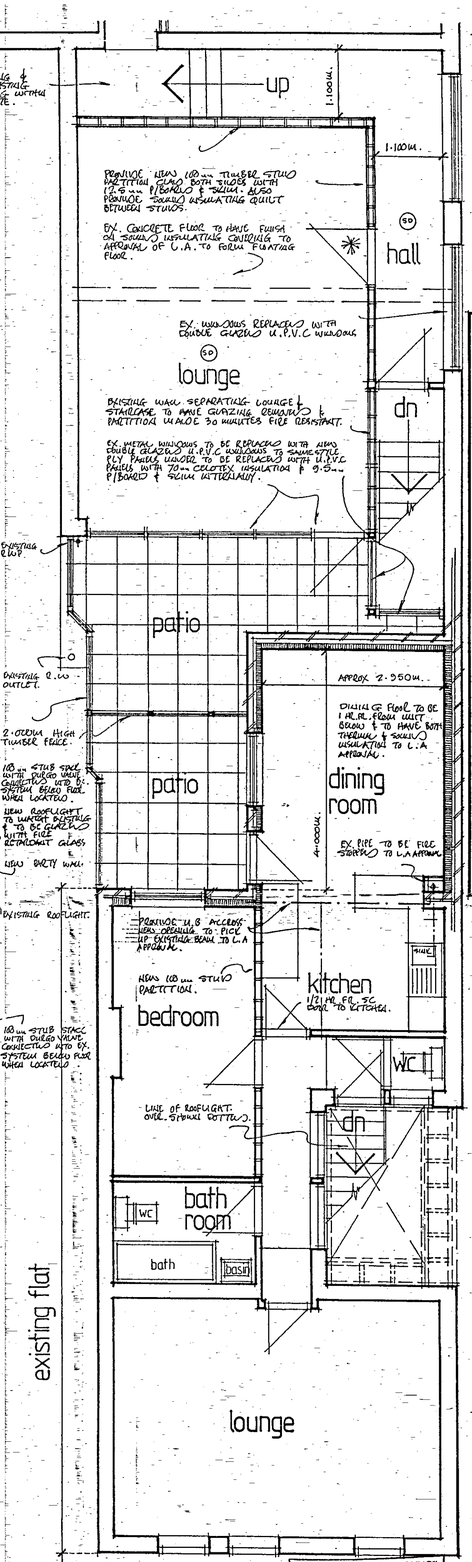

FLOOR LAYOUTS

ALL DIMENSIONS TO BE CHECKED ON SITE BY CONTRACTOR BEFORE WORK IS COMMENCED & NOT SCALED FROM DRG.

ALL GROUND LEVELS & DRAINAGE INVESTIGATED ON PLAN TO BE CORRELATED BY THEM ON SITE & CHECKED BY CONTRACTOR BEFORE WORK IS COMMENCED

THIS DRAWING TO BE READ IN CONJUNCTION WITH DRWG NO: 2099/2.

EXISTING ROOFS TO BE STRIPPED OF COVERING AND DEFECTIVE TIMBERS REPLACED & NEW FLASHINGS MADE GOOD.
REPLACE WITH 3 LAYERS ASB. BARRA ROOFING FELT OH TO m CELOTEX EQUITY VPC INSULATION BOARD OH VAPOUR BARRIER OH 12.5mm WBP PLY ROOF DECK OH EXISTING ROOF TIMBERS WITH 9.5mm FOIL BACKED P/BOARD & SCIM FINISH. INTERNAL

ROOFING FELT TO B.S 747 & LAID TO C.P 144 PTS 1970.

PATIO AREAS TO BE AS FOR ABOVE ROOF BUT WITH ASB. OR SIMILAR TRAFFIC TILES APPLIED TO FELT COVERING. TO L.A SATISFACTION.

KITCHENS FITTED WITH FAN EXTRACTOR AT 60 LITRE PER SECOND.

BATHROOMS FITTED WITH FAN EXTRACTOR AT 15 LITRE PER SECOND.

ALL NEW FOUL DRAINAGE TO BE CONNECTED TO EXISTING SYSTEM WHERE LOCATED & TO L.A APPROVAL.

BASIN: 32mm WASTE & 75mm D.S TRAP
WC: 100mm WASTE & 100mm TRAP.
BATH: 38mm WASTE & 75mm D.S TRAP
SINK: 38mm WASTE & 75mm D.S TRAP

PROVIDE NEW CAVITY PARTY WALLS BETWEEN KITCHENS & BATHROOMS ETC. 2 NO SKINS OF 100mm CONCRETE BLOCK WITH 75mm CAVITY & 13mm PLASTER FINISH BOTH SIDES. USE 5.5 BUTTERFLY WIRE TIES 450mm VERTICALLY AND 900mm HORIZONTALLY.
WALL SUPPORTED ON 2 NO U.B.S BOTTED TOGETHER ON CONCRETE PADSTONES.

ALL PIPES PASSING EXTERNAL WALLS TO BE FIRE STOPPED TO L.A APPROVAL.

OPENING AREA OF WINDOWS TO BE MIN 1/20TH OF FLOOR AREA.

EXISTING ROOF TO BE STRIPPED BACK TO JOISTS & ANY DEFECTIVE JOISTS REPAIRED.
PROVIDE TRAFFIC TILES BEDDED DOWN ON 3 LAYERS ASB. BARRA ROOFING FELT ON 50mm BY 25mm CONSTRUCTION OVER 'BARRIER' OH PLY LEAF SHEET OH PURLINS TO FALL OH EXISTING ROOF SYSTEM.
IF NECESSARY PROVIDE NEW CROSS & LONG FLASHINGS & TRAYS.

NEW WORK TO BE PROPERLY TOOTHED & BONDED IN WITH EXISTING AND D.P.C LAPPED WITH EXISTING.

NEW WINDOWS TO HAVE MINIMUM AREA 1/20TH OF FLOOR AREA.

ALL NEW WINDOWS TO HABITABLE ROOMS TO BE PROVIDED WITH 30000mm TRICKLE VENTS.

ALL EXISTING WINDOWS TO BE REPLACED WITH DOUBLE GLAZED U.P.V.C WINDOWS. ALL DETAILS, SIZES TO BE U.P.V.C DOUBLE GLAZED TYPE.

ALL DRAINAGE TO BE INVESTIGATED ON SITE BY CONTRACTOR TO DETERMINE DIRECTION OF RUNS ETC AS DRAINAGE INDICATED ON PLAN IS ASSUMED.

ALL NEW STEEL BEAMS TO ACHIEVE 60 MINUTES FIRE RESISTANCE BY CLADDING IN 2NO LAYERS 12.5mm P/BOARD & 10mm SKIM.

PROVIDE EMERGENCY LIGHTING SYSTEM TO L.A SATISFACTION & FIRE OFFICER.

PROVIDE SMOKE ALARM L-1 SYSTEM TO BS 5839. CASE RAISE FOR POSITION OF DETECTOR.
SMOKE ALARMS TO BE INTERCONNECTED AND PERMANENTLY WIRED TO A SEPARATE FUSED CIRCUIT TO EACH UNIT.

EXISTING SUPPORT TO REAR WALL OF BUILDING TO BE INVESTIGATED TO L.A SATISFACTION TO SHOW FREQUENCY OF BEAMS TO WITHSTAND MONOTONIC LOADINGS.

THE COMMON ESCAPE CORRIDOR AT GROUND LEVEL TO BE PROVIDED WITH EMERGENCY LIGHTING AND SMOKE DETECTOR.

PROVIDE CAVITY BARRIERS ON THE LINE OF THE NEW PARTY WALLS TO PREVENT FIRE & SOUND TRANSMISSION.

BLOCKS FOR NEW PARTY WALLS TO HAVE MINIMUM DENSITY 1990 KG/M3

EXISTING PITCHED ROOF TO BE OPENED UP WITH GUAGE VENTS & LOW LEVEL TILE VENTS TO ASSIST CROSS VENTILATION.

NEW REPLACEMENT WINDOWS TO ACHIEVE A U-VALUE OF 2.0 W/M²K

GLAZING TO CRITICAL LOCATIONS TO BE TOUGHENED OR LAMINATED GLASS & TO COMPLY WITH PART N OF THE APPROVED DOCUMENT.

ON GULLY TO YARD AREA FOR FOUL DRAINAGE TO BE CONNECTED INTO EX. FOUL SYSTEM BELOW FLOOR WHERE LOCATED.

PROPOSED ALTERATIONS 202 WEST STREET FAREHAM HAMPSHIRE for MR A KHAN

FAREHAM BOROUGH COUNCIL
DEVELOPMENT CONTROL
25 AUG 2005
REF P/03/1478/MA/A
DECISION
APPROVED/PERMISSION
13 SEP 2005

B

847091

scale: 1:50.	date: JULY. 2003.
job no: 2099.	drwg no: 2099/1